

SANSKAR SCHOOL

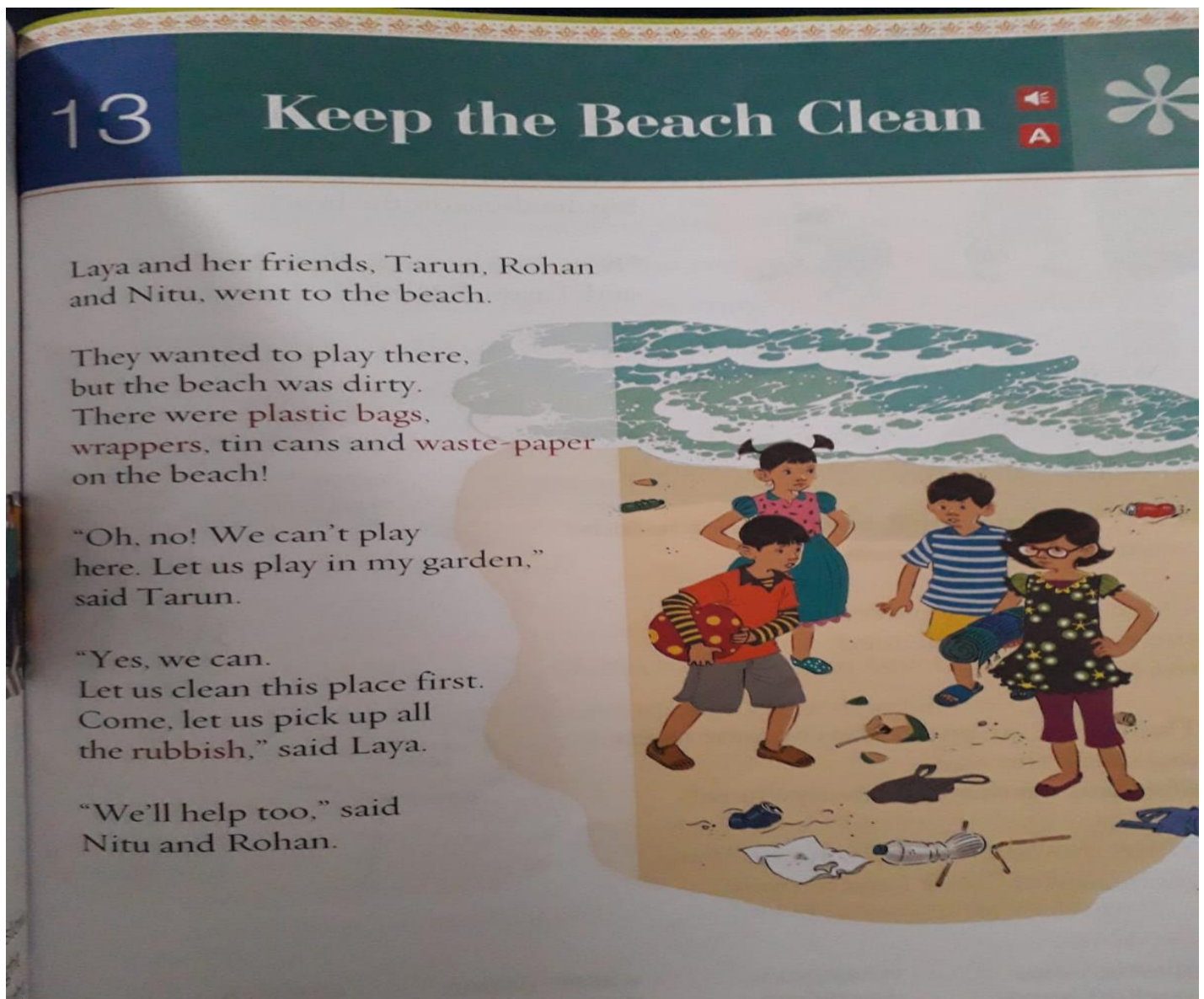
GRADE-I

Assignment 23

Date: Monday, 10th January 2022

ENGLISH:

Read story 'Keep the Beach clean' from Gulmohar resource book (page 105 & 106) and write new words in notebook





The children worked hard all morning. They picked up the plastic bags, wrappers, tin cans and waste-paper. Then, they put these in the big dustbins on the beach.

“Now, the beach is clean,” said Tarun, happily.

“We must tell others not to litter the beach,” said Laya.

“That is a good idea,” said her friends.

Early next morning, Laya and her friends went back to the beach.

Once again, they picked up the rubbish and cleaned the beach.

Then, they sat under the coconut trees and made the signs.

They put up the signs everywhere!

“Now, the beach will always be clean and beautiful,” said Laya happily.



New Words

- plastic bags
- wrappers
- waste-paper
- rubbish
- worked hard
- dustbins
- litter
- signs


MATHS:

Introduction to 2-digit Subtraction

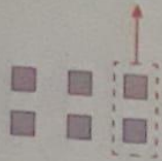
Do pages 77 and 78 in resource book.

SUBTRACTING ONES FROM 2-DIGIT NUMBERS

Let us subtract 2 from 56.



Take away 2 ones from 6 ones. 4 ones are left.



$$\begin{array}{r} 56 = 50 + 6 \\ - 2 = \quad - 2 \\ \hline 50 + 4 = 54 \end{array}$$

Short Method

Step 1: Arrange the numbers one below the other as shown.

Step 2: Subtract the ones.

$$6 \text{ ones} - 2 \text{ ones} = 4 \text{ ones}$$

Write 4 in the ones column below the line.

Step 3: There are 5 tens in the tens column.

So, write 5 in the tens column below the line.

The answer is 54.

T	O
5	6
-	2
5	4



EXERCISE 5E

1. Subtract the following. One has been done for you.

(a)

T	O
5	8
-	3
5	5

(b)

T	O
1	6
-	2

(c)

T	O
8	9
-	6

(d)

T	O
3	7
-	4

(e)

T	O
2	6
-	3

(f)

T	O
6	8
-	2

(g)

T	O
4	7
-	5

(h)

T	O
6	9
-	7

2. Solve the following.

(a)

T	O
6	2
-	1

(b)

T	O
1	8
-	4

(c)

T	O
2	5
-	3

(d)

T	O
3	7
-	5

(e)

T	O
4	9
-	6

(f)

T	O
3	9
-	8

(g)

T	O
2	8
-	4



(h)

T	O
4	7
-	3

(i)

T	O
2	6
-	4

(j)

T	O
2	7
-	7

(k)

T	O
6	8
-	5

(l)

T	O
6	9
-	8

(m)

T	O
9	9
-	3

(n)

T	O
2	6
-	2

(o)

T	O
4	8
-	7




Quick Review

- Fill in the missing numbers.

65	<input type="text"/>	<input type="text"/>
----	----------------------	----------------------
- Tick (✓) the smaller number.

85	76
----	----
- Tick (✓) the correct answer.
4 tens 6 ones is (a) 64 (b) 46
- Draw the number 1 more than 75 on the abacus.




Teacher's Tip

Tell the children that we can subtract a 1-digit number from a 2-digit number by counting backwards. For example, to subtract 5 from 50, think of 50. Then count 5 numbers backwards from 50 as 49, 48, 47, 46, 45. The fifth number is 45, which is the required answer. Give practice questions based on this method.



HINDI:

कहानी को ध्यान से पढ़ें और नीचे दिए गए प्रश्नों के उत्तर लिखें।



प्रश्न 1- कौआ किसकी तलाश में घूम रहा था?

उत्तर-----

प्रश्न अचानक कौवे की नज़र किस पर पड़ी?

उत्तर-----

प्रश्न 2- उसने किसकी मदद से पानी पिया?

उत्तर-----

प्रश्न 3- कहानी में आए कोई भी तीन सर्वनाम शब्द लिखो?

उत्तर-----

प्रश्न 4- दिए गए शब्दों के विलोम लिखो।

गरम -----

ज़्यादा -----

हिंदी गुंजन पाठमाला के पृष्ठ 102 पर दिए गए चित्र को ध्यान से देखते हुए वर्णन करें।



हिंदी गुंजन पाठमाला के पृष्ठ -103 पर दिए गए अभ्यास कार्य को पूरा करें।

UOI:

UOI ,English and Art integrated

Theme: Sharing the planet

Summative Assessment 2021-2022

Conceptual Understanding-Water is essential for life and is a limited resource.

Task 1

Imagine a day without water on Earth and tell why water is important in our lives. Express verbally/Write a paragraph on it (8-10 lines). (UOI)

(Help box-drinking, washing, cleaning, cooking, Water harvesting, home, farming, rain, water cycle, plants, etc.)

Task 2

Design a poster on 'Save Water'

Task 3

Express / Write / Draw how we can conserve water on the Table Mat format given below.

How can we conserve water in our homes?

How can we conserve water in our schools?

Ways to Conserve Water



How can we keep our rivers and lakes clean?

What should we do to ensure our future has plenty of clean water?

Conceptual understanding: - Water is essential to life and is a limited resource.

Rubric

Criteria	Above Standard (4)	Meets standard (3)	Approaching standard (2)	In- progress (1)
Conceptual understanding	Learner demonstrates excellent understanding of the concepts learnt in this unit.	Learner demonstrates good understanding of the concepts learnt in this unit.	Learner demonstrates satisfactory understanding of the concepts learnt in this unit.	Learner demonstrates some understanding of the concepts learnt in this unit with prompts.
Knowledgeable	Learner exhibits excellent knowledge about importance of water.	Learner exhibits good knowledge about importance of water.	Learner exhibits satisfactory knowledge about importance of water.	Learner exhibits some knowledge about importance of water.
(Language- Written skills)	Learner is able to frame grammatically correct sentences with proper punctuation marks.	Learner is able to frame some sentences grammatically correct with use of punctuation marks.	Learner is able to frame sentences with some grammatical mistakes and satisfactory use of punctuation marks.	Learner is able to frame grammatically correct sentences with punctuation marks with help .
Thinking skills	Learner demonstrates excellent thinking skills.	Learner demonstrates good thinking skills.	Learner demonstrates satisfactory thinking skills.	Learner demonstrates thinking skills with help.
Use of Creativity (Art)	Learner demonstrates excellent creativity by designing a poster on 'Save Water'.	Learner demonstrates good creativity by designing a poster on 'Save Water' .	Learner demonstrates satisfactory creativity by designing a poster on 'Save Water'.	Learner demonstrates some creativity by designing a poster on 'Save Water'.


*

G.K:

Do page 42- Popular in the world in G.K. book.

34 Popular in the World

Can you identify these people?



- Vladimir Putin
- Donald Trump
- Greta Thunberg
- Novak Djovic
- Narendra Modi
- Dalai Lama
- Xi Jinping
- Meghan Markle



Share your understanding on the importance of water during PSPE activities in 4 sentences in your inquiry notebook. Identify and name poses of weather & ocean yoga on a given template.

WEATHER YOGA

The worksheet is titled "WEATHER YOGA" in large, bold, blue letters at the top center. On the left side, there are four illustrations of people in different yoga poses, arranged vertically. From top to bottom: 1. A person with blonde hair, wearing a blue tank top and brown shorts, with their arms raised and hands together above their head. 2. A person with brown hair, wearing a red tank top and yellow pants, in a tree pose (Vrikshasana) with one leg raised and foot on the inner thigh of the standing leg. 3. A person with brown hair, wearing a red tank top and yellow pants, in a crouching pose (Urdhva Dhanurasana) with arms raised and hands together above their head. 4. A person with brown hair, wearing a blue tank top and brown shorts, in a downward dog pose (Adho Mukha Svanasana) with hands and feet on the ground and hips raised. On the right side of the worksheet, there are several horizontal lines for writing, intended for students to identify and name the poses.

OCEAN YOGA



MUSIC:

The Jal Tarang is a melodic percussion instrument that originates from the Indian subcontinent. It consists of a set of ceramic or metal bowls filled with water. The bowls are played by striking the edge with beaters, one in each hand.

<https://youtu.be/awKX5aAk1KM>



Watch the video and try to make your own instrument (Jal Tarang)

https://youtu.be/7KtqhJL_EQ

SA

Students will be given the opportunity to explore the musical instrument (Jal Tarang). They will create their own musical piece.

Checklist

- Good research work
- Knowledgeable
- Timely submission

Song

Part 1

हंसते गाते हम हंसते गाते
चंचल बच्चे हम हंसते गाते
मम्मी पापा के प्यारे
अंधियारों में उजियारे
जैसे उतर के आए
धरती पर नभ के तारे

Part 2

परियों की सारी बातें
हम बाल गीत की लयपे हैं
झूमते खेलते
एक दूजे के संग गाते
बात हमारी छोटी लगती हैं सबको प्यारी
मन के इंद्र धनुष से हम रंग दे द्रविया सारी
पल में रोते हम पल में हँसते
चंचल बच्चे हम हस्ते गाते

VIDEO LINK

Part 1 – <https://youtu.be/dtGmX7XryhY>

Part 2 – <https://youtu.be/ZDynMBtGN4w>